


MONTHLY REPORT
ON
Natural Gas Production, Availability and Consumption
March 2021



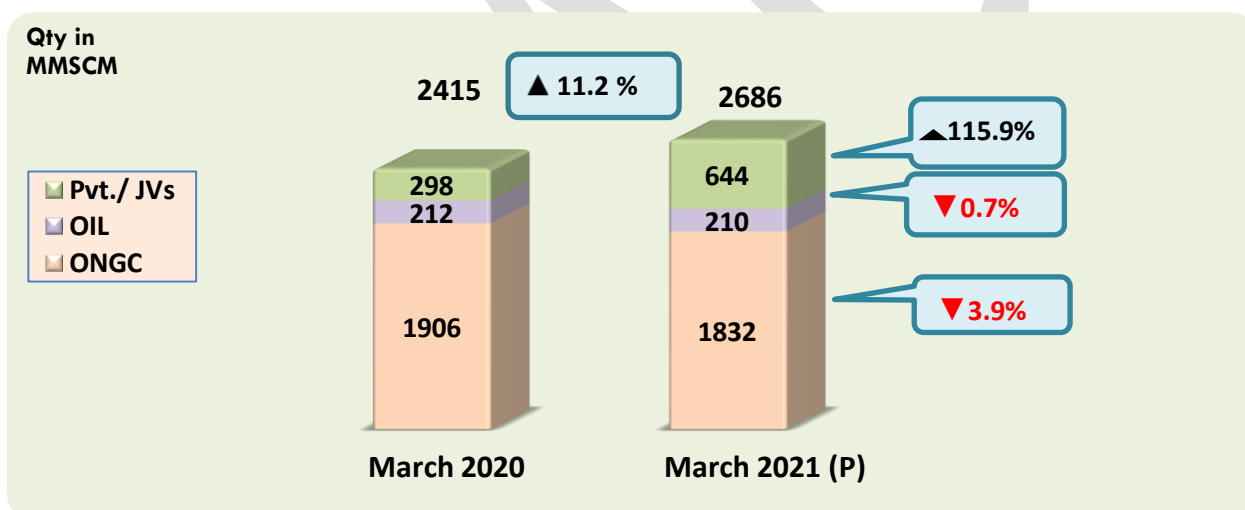
पेट्रोलियम योजना एवं विश्लेषण प्रकोष्ठ
(पेट्रोलियम एवं प्राकृतिक गैस मंत्रालय)
Petroleum Planning & Analysis Cell
(Ministry of Petroleum & Natural Gas)

Monthly Report on Natural gas production, availability and consumption – March 2021

1. Highlights of the report for the month of March 2021 are as follows:

- Gross production for the month of March 2021 was 2686 MMSCM (increase of 11.2% over the corresponding month of the previous year).
- Total imports of LNG (provisional) during the month of March 2021 were 2978 MMSCM (increase of 0.3% over the corresponding month of the previous year).
- Natural gas available for sale during March 2021 was 5119 MMSCM increase of 6.8% over the corresponding month of the previous year).
- Total consumption during March 2021 was 4888 MMSCM. Major consumers were fertilizer (28%), City Gas Distribution (CGD) (20%), power (17%), and refinery (12%).

2. Domestic Natural Gas Gross Production:




3. Domestic Natural Gas Net Production for Sale:

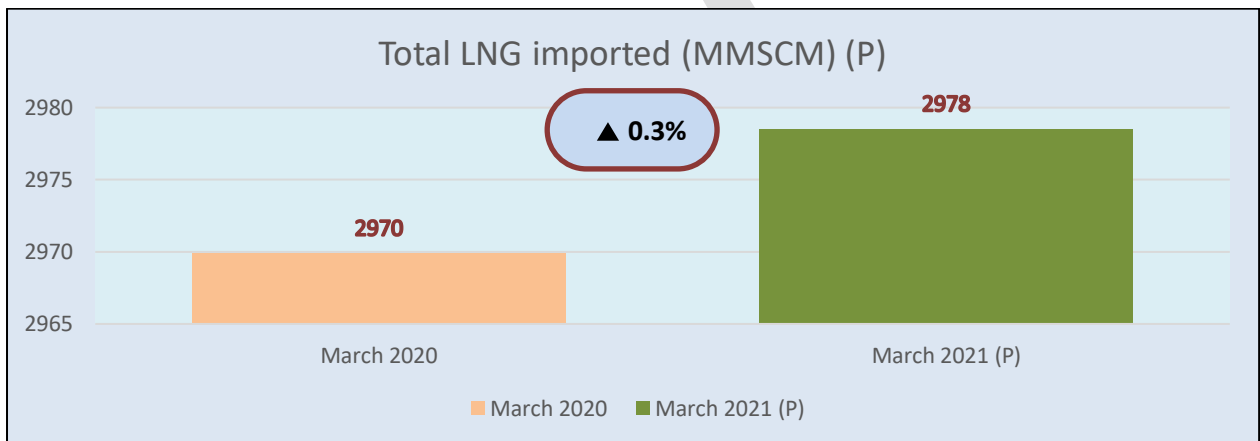
Natural Gas producing companies use some quantity of gas for their own use as internal consumption while some quantity of gas is flared as a part of technical requirement. After flare, loss and internal consumption by gas producing companies, the net production for sale of gas to consuming sectors like power, fertilizer, CGD, refinery, petrochemicals etc. was approximately 79.69% of the gross production during March 2021.

Note: 1BCM=1000 MMSCM

Totals may not tally due to rounding off

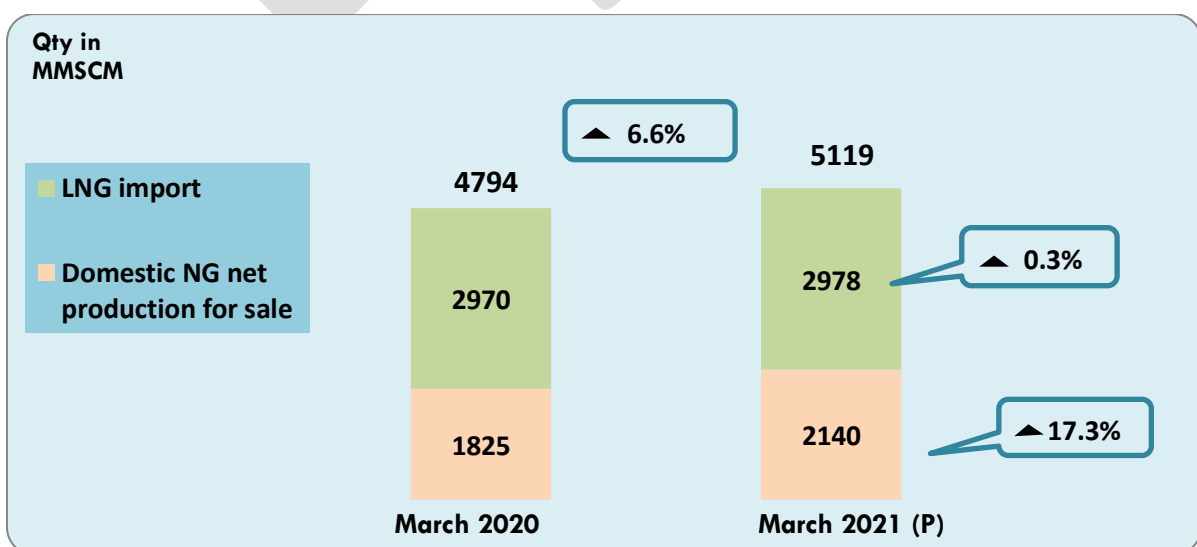


4. LNG imports:



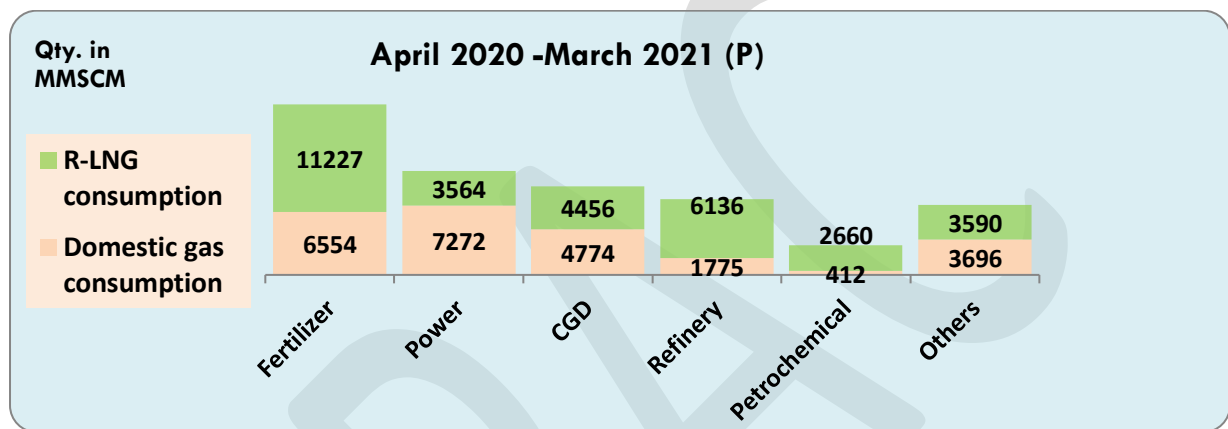
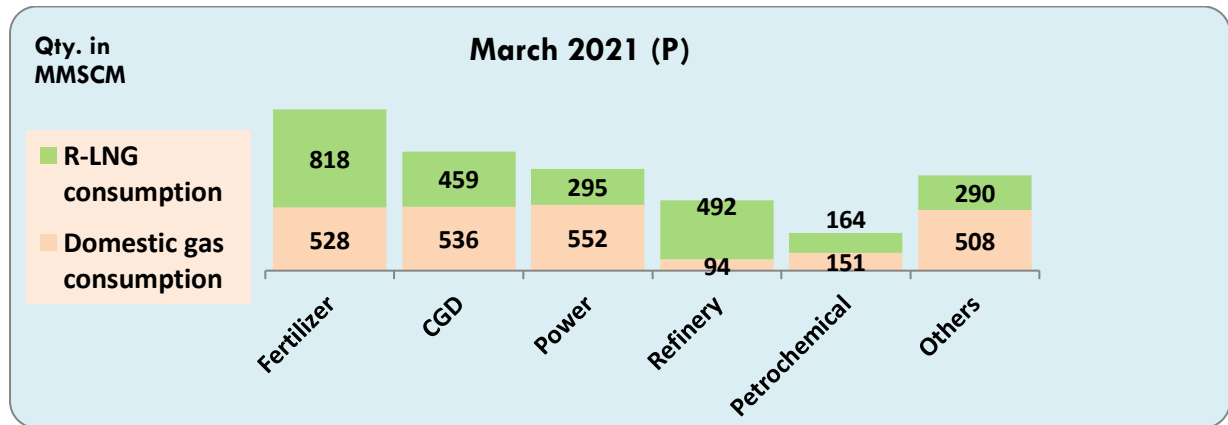
Source: LNG importing companies. Import data of March, 2021 for DGCIS is on estimated basis.
Totals may not tally due to rounding off

5. Total Natural Gas Available for Sale:

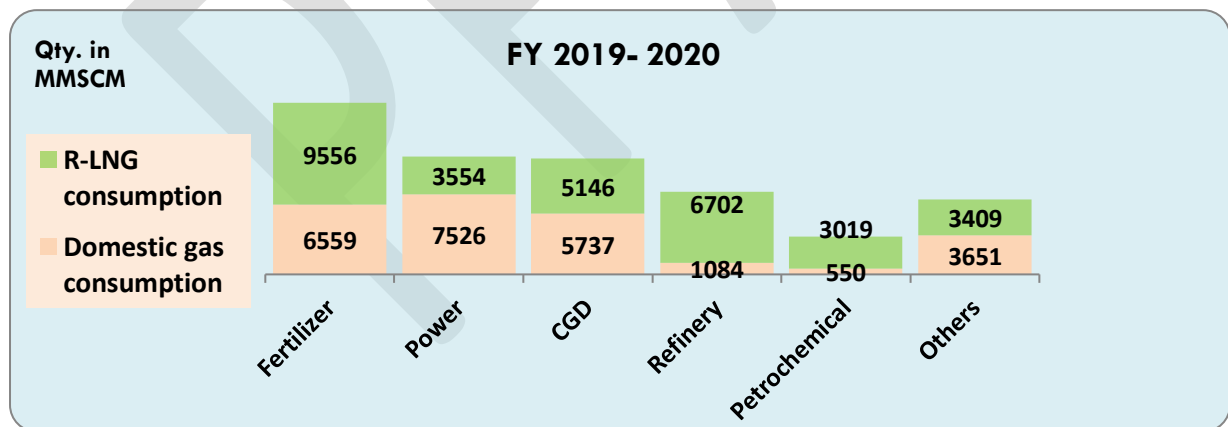


Totals may not tally due to rounding off

6. Sectoral Consumption of Natural Gas:



Totals may not tally due to rounding off. Based on information provided by ONGC, OIL , DGH, GAIL, RIL, Torrent Power Limited, Shell Energy India Pvt. Ltd., BPCL and IOCL. Sectoral consumption data for GSPC is prorated.



Totals may not tally due to rounding off. Based on information provided by ONGC, OIL, DGH, GAIL, RIL, Torrent Power Limited, Shell Energy India Pvt. Ltd., BPCL and IOCL. Sectoral consumption data for GSPC is prorated.

Total consumption during the month of March-2021 was 4888 MMSCM (P).