

MONTHLY REPORT
ON
Natural Gas Production, Availability and Consumption
October 2022



पेट्रोलियम योजना एवं विश्लेषण प्रकोष्ठ
(पेट्रोलियम एवं प्राकृतिक गैस मंत्रालय)
Petroleum Planning & Analysis Cell
(Ministry of Petroleum & Natural Gas)



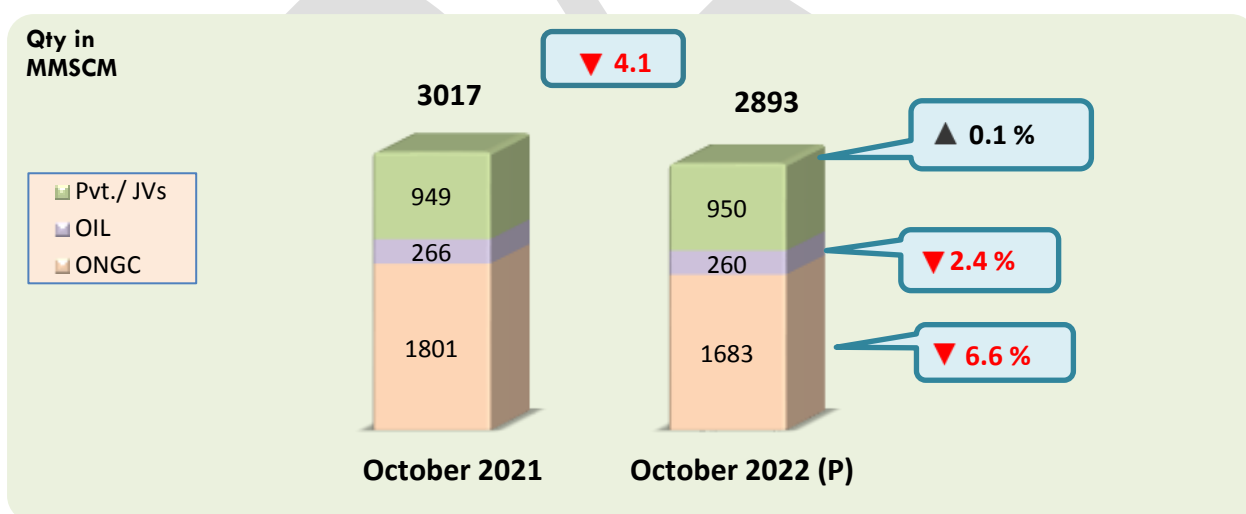
Petroleum Planning & Analysis Cell

Monthly Report on Natural gas production, availability and consumption – October 2022

1. Highlights of the report for the month of October 2022 are as follows:

- Gross production of natural gas for the month of October, 2022 was 2893 MMSCM (decrease of 4.1% over the corresponding month of the previous year).
- Total imports of LNG (provisional) during the month of October 2022 were 2411 MMSCM (P) (decrease of 0.8 % over the corresponding month of the previous year).
- Natural gas available for sale during October 2022 was 4789 MMSCM (decrease of 1.9 % over the corresponding month of the previous year).
- Total consumption during October 2022 was 4702 MMSCM (provisional). Major consumers were fertilizer (37%), City Gas Distribution (CGD) (20%), Power (13%), Refinery (5%) and Petrochemicals (2%).

2. Domestic Natural Gas Gross Production:



Totals may not tally due to rounding off

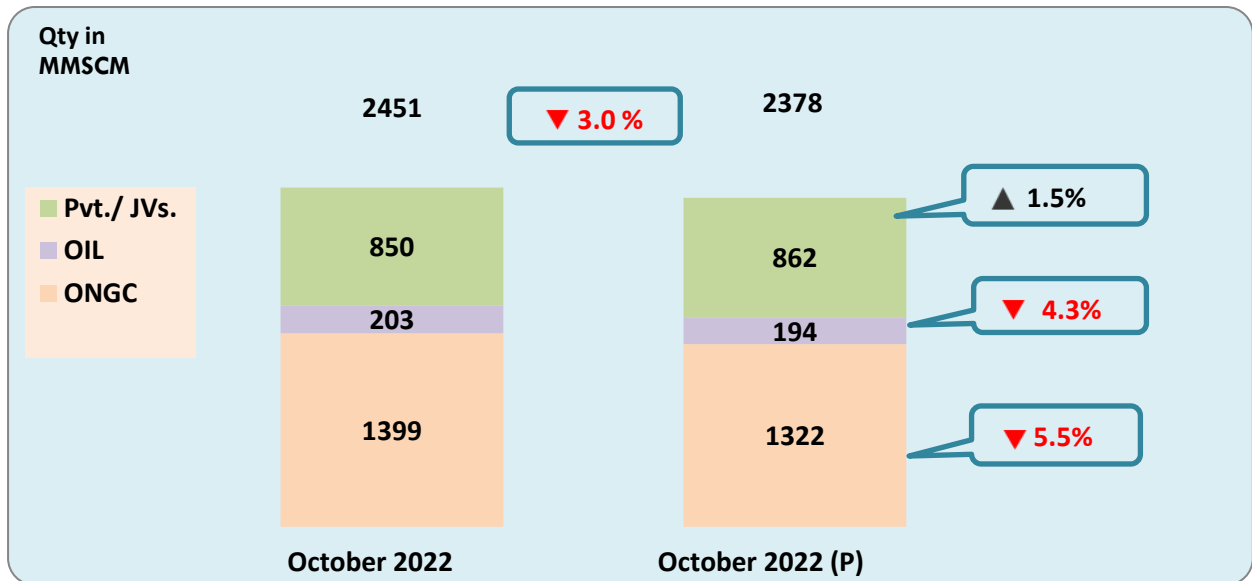
3. Domestic Natural Gas Net Production for Sale:

Natural Gas producing companies use some quantity of gas for their own use as internal consumption while some quantity of gas is flared as a part of technical requirement. After flare, loss and internal consumption by gas producing companies, the net production for sale of gas to consuming sectors like power, fertilizer, CGD, refinery, petrochemicals etc. was approximately 82.24% of the gross production during October 2022.

Note: 1BCM=1000 MMSCM

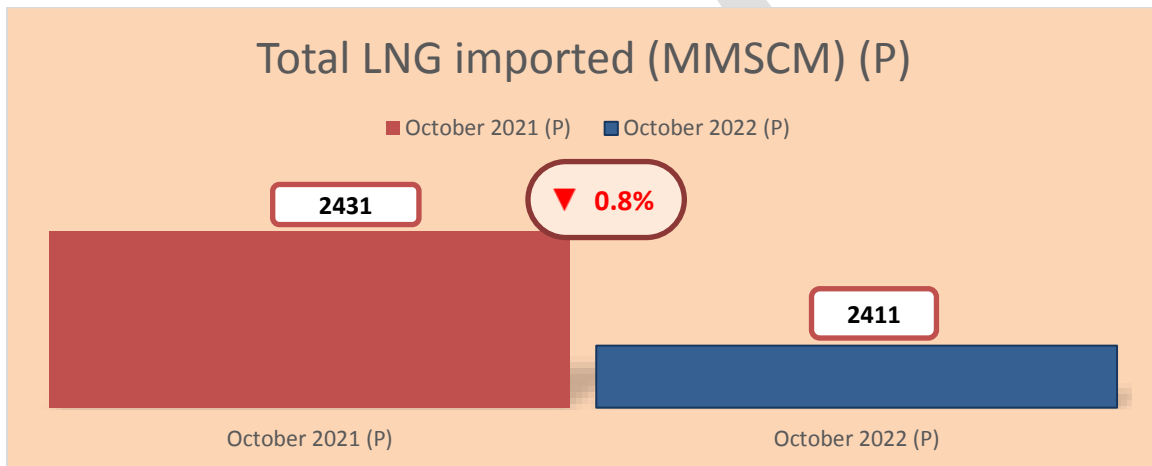


Petroleum Planning & Analysis Cell



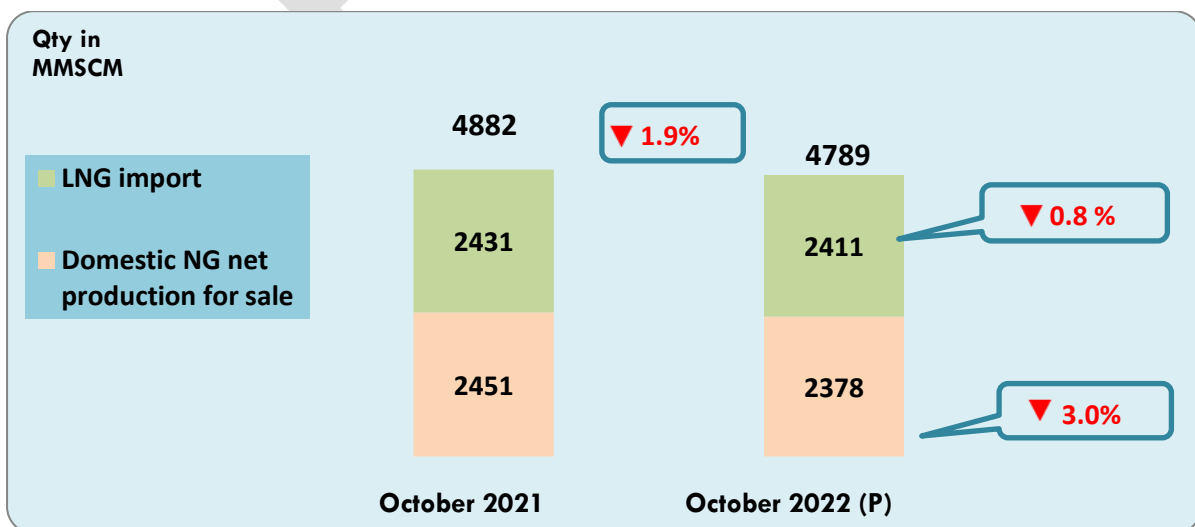
Totals may not tally due to rounding off

4. LNG imports:



Source: DGCIS data prorated for October 2022 month .

5. Total Natural Gas Available for Sale:

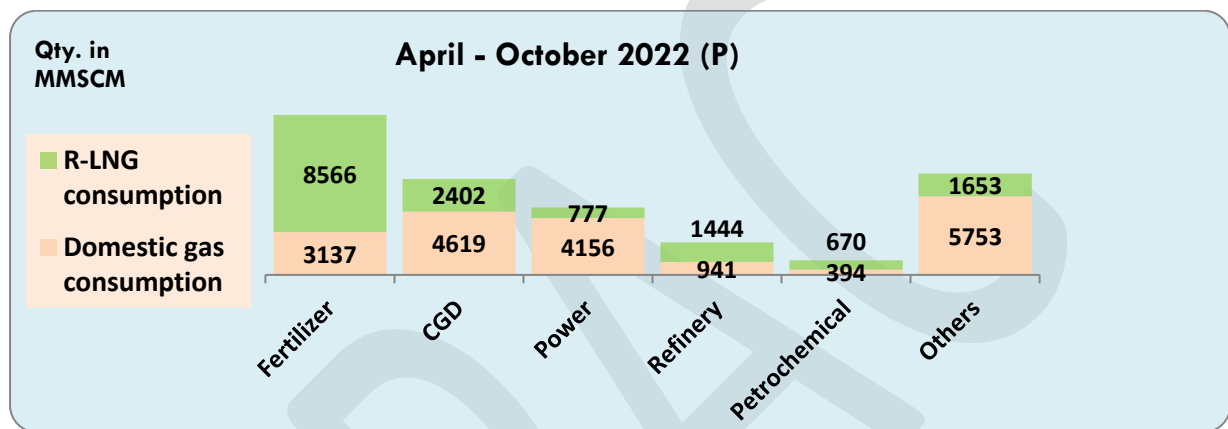
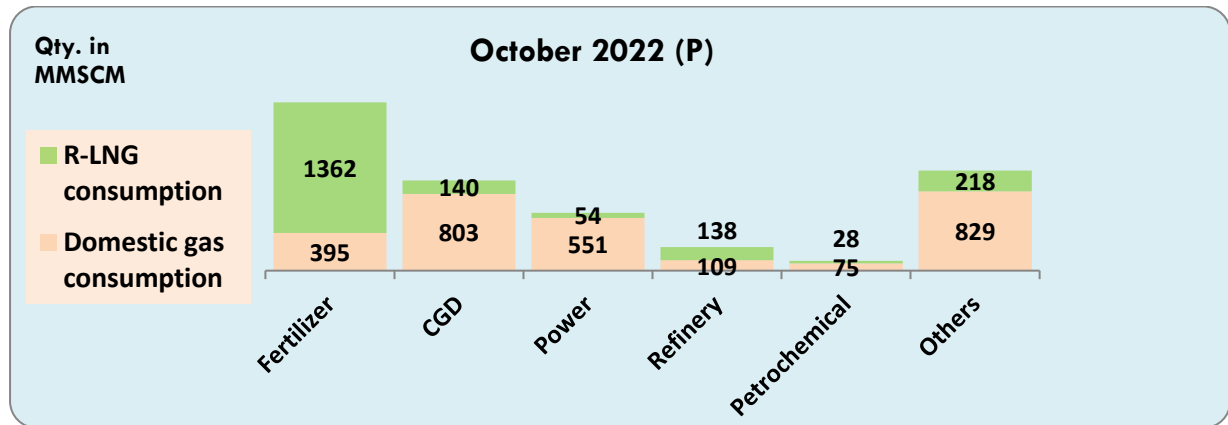


Totals may not tally due to rounding off

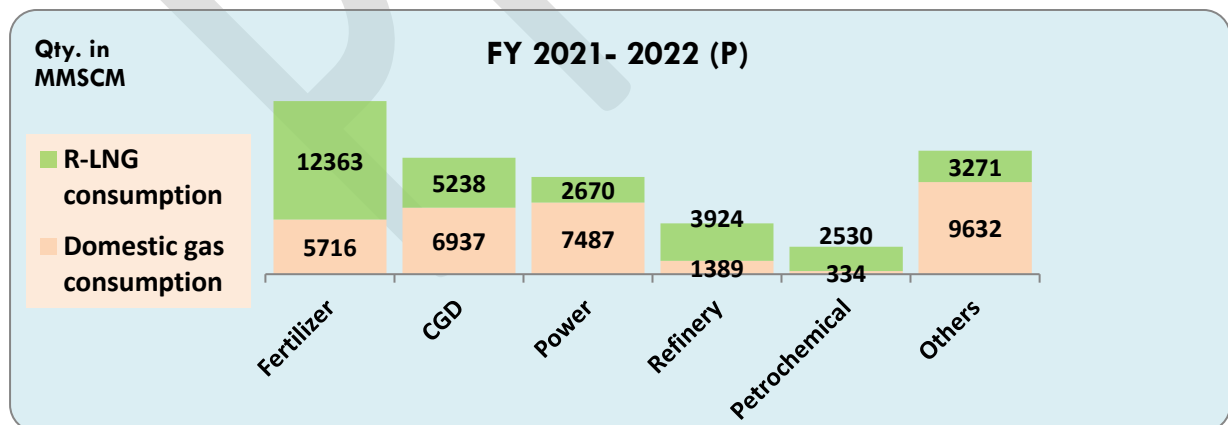


Petroleum Planning & Analysis Cell

6. Sectoral Consumption of Natural Gas:



Totals may not tally due to rounding off. Based on information provided by ONGC, OIL, DGH, GAIL, Torrent Power Limited, Shell Energy India Pvt. Ltd., BPCL, RIL (P) and IOCL. Sectoral consumption data for GSPC is prorated. Components of internal consumption related to VAP shrinkage, LPG Shrinkage, Captive Power Generation, supply to power houses, supply to crematoriums & schools etc. as reported by ONGC, OIL & DGH (prorated) have been updated.



Totals may not tally due to rounding off. Based on information provided by ONGC, OIL, DGH, GAIL, Torrent Power Limited, Shell Energy India Pvt. Ltd., BPCL, RIL and IOCL. Sectoral consumption data for GSPC is prorated. Components of internal consumption related to VAP shrinkage, LPG Shrinkage, Captive Power Generation, supply to power houses, supply to crematoriums & schools etc. as reported by ONGC, OIL & DGH have been updated in the FY 2021-22.

Total consumption during the month of October-2022 was 4702 MMSCM (P).